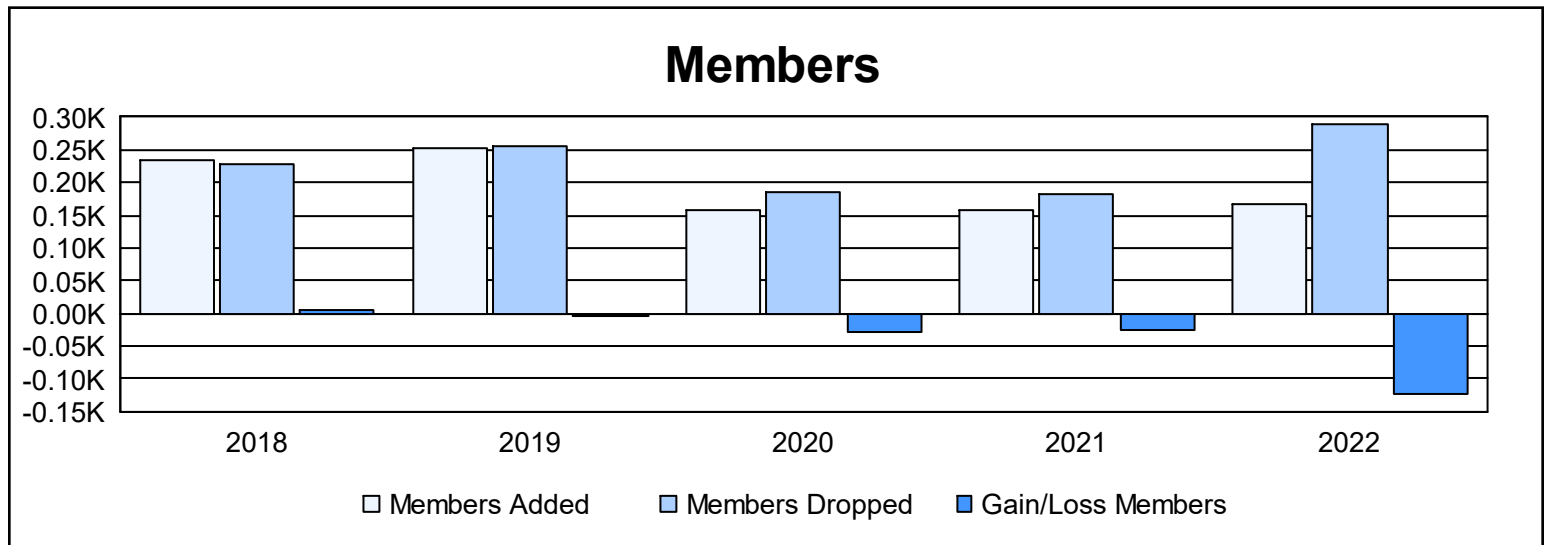
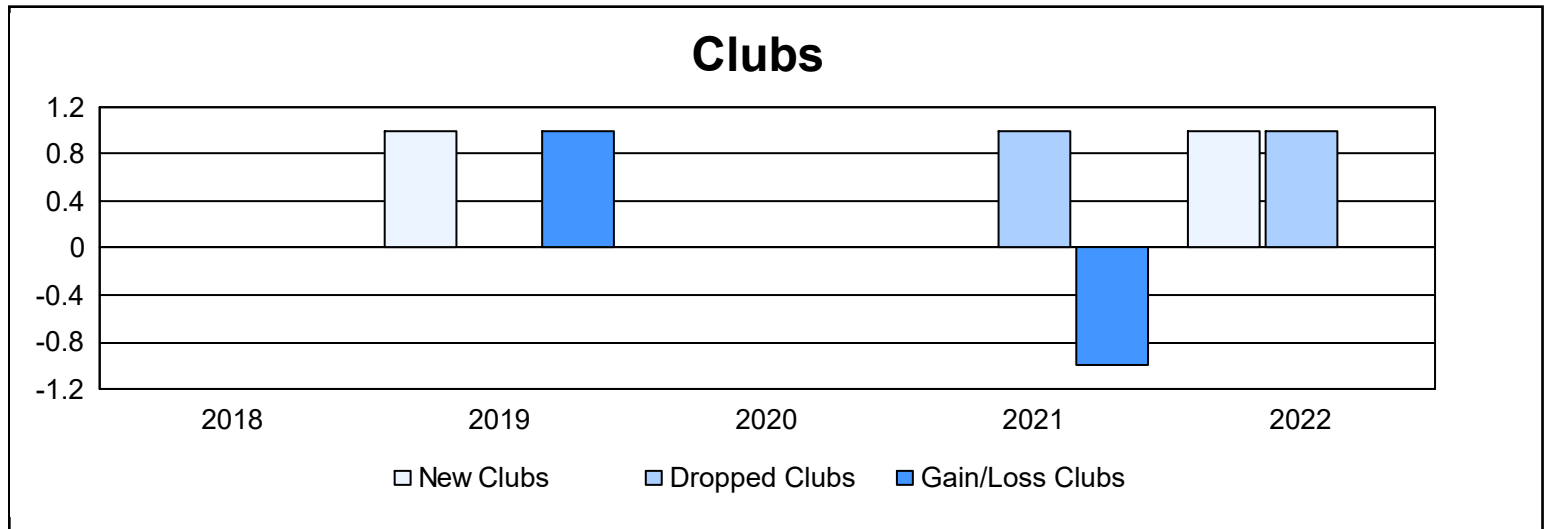
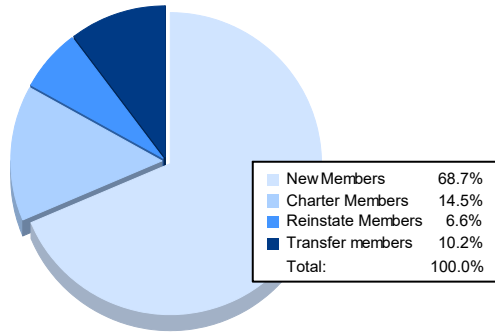


Year	New Clubs	Dropped Clubs	Gain/ Loss Clubs	New Members	Charter Members	Reinstate Members	Transfer Members	Total Member Added	Total Members Dropped	Gain/ Loss Members
2017-2018	0	0	0	199	0	9	25	233	227	6
2018-2019	1	0	1	200	27	11	16	254	257	-3
2019-2020	0	0	0	149	0	3	7	159	186	-27
2020-2021	0	1	-1	144	1	4	8	157	183	-26
2021-2022	1	1	0	114	24	11	17	166	288	-122
<b>Average</b>	<b>0</b>	<b>0</b>	<b>0</b>	<b>161</b>	<b>10</b>	<b>8</b>	<b>15</b>	<b>194</b>	<b>228</b>	<b>-34</b>



### Membership Composition June 2022 Cumulative



### Gender Composition June 2022 Cumulative

